

ORTHOGRAPHIC DRAWING PROBLEMS

ISO DRAW 1:1.33 (start drawing to left to fit entire drawing)
 ORTHO DRAW IN
 CORNERS (NO VC OR HC)
 DRAW ORTHO 1:1

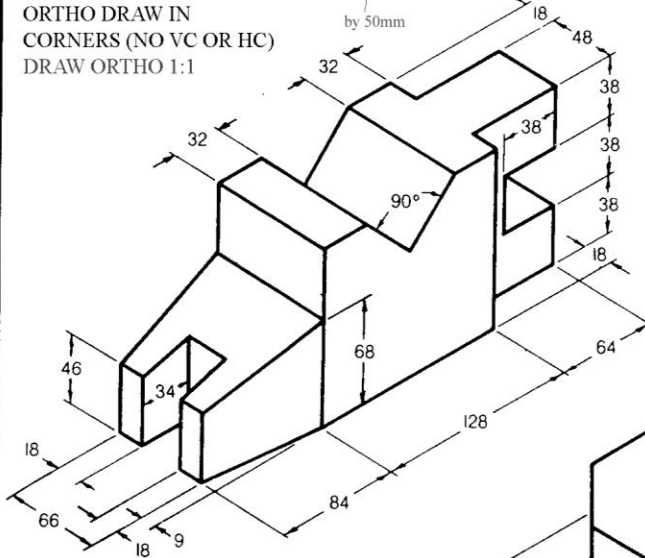
SCALE

PAPER:REAL WORLD

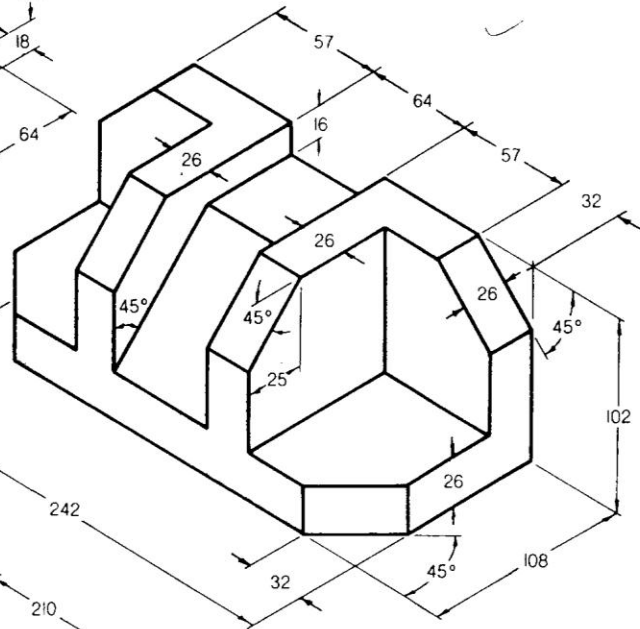
THESE DRAWINGS TO BE
 ON 11,17 (279,432)

238,420 (drawing area)

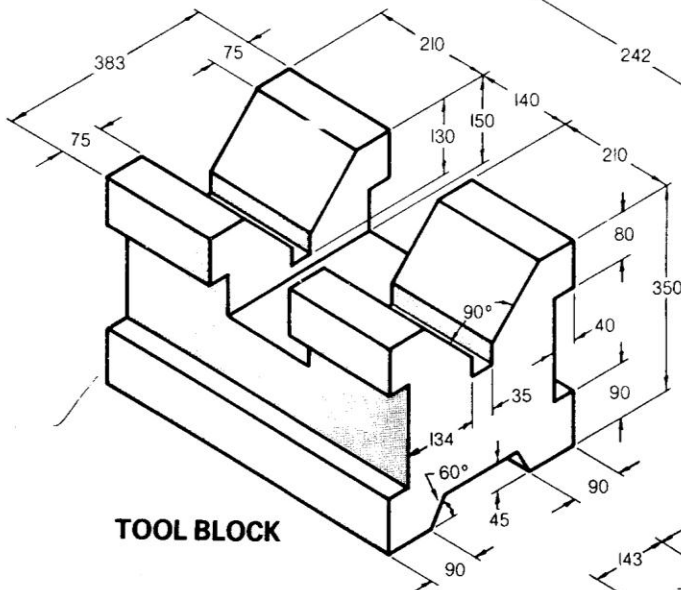
ISO=DRAW AS 1: 1.33
 ORTHO=DO CALCULATIONS
 BASED ON 20MM SPACCE
 BETWEEN OBJECTS
 ORTHO DRAW 1:1



BEARING SUPPORT
 SCALE 1:2



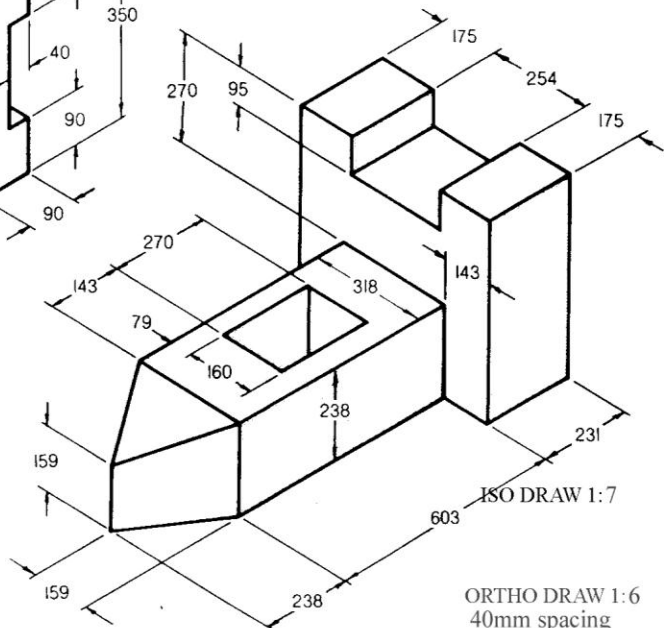
ANGLE BRACKET
 SCALE 1:2



TOOL BLOCK

ISO=DRAW AS 1:4
 ORTHO DO DRAWING
 SPACE OF 40MM FOR VC AND HC
 AS A 1:4

WEDGE KEY



ISO DRAW 1:7
 ORTHO DRAW 1:6
 40mm spacing